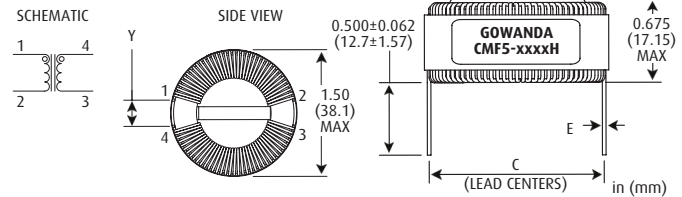



CMF5H SERIES



Horizontal Mount Common Mode Choke

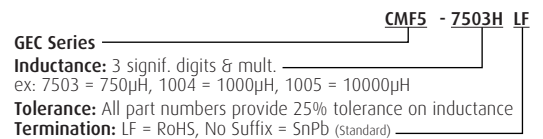


PART NUMBER	L $\mu$ H @ 10 kHz	DCR $\Omega$ MAX	CURRENT RATING A DC	LEAKAGE L $\mu$ H REF	INTERWINDING CAPACITANCE pF REF	DIMENSIONS		
						C DIM NOM	E DIM NOM	Y DIM NOM
CMF5-7503H	750	0.009	12.5	8.2	10	1.20 (30.48)	0.051 (1.295)	0.575 (14.605)
CMF5-1004H	1000	0.012	10.5	10.5	12	1.25 (31.75)	0.051 (1.295)	0.320 (8.128)
CMF5-1504H	1500	0.015	9.0	12.9	14	1.25 (31.75)	0.051 (1.295)	0.320 (8.128)
CMF5-2004H	2000	0.020	8.5	18	16	1.25 (31.75)	0.045 (1.143)	0.320 (8.128)
CMF5-3304H	3300	0.035	6.0	27	19	1.24 (31.50)	0.036 (0.914)	0.320 (8.128)
CMF5-5004H	5000	0.060	4.6	42	20	1.24 (31.50)	0.029 (0.737)	0.320 (8.128)
CMF5-7504H	7500	0.120	3.0	68	22	1.24 (31.50)	0.023 (0.584)	0.225 (5.715)
CMF5-1005H	10000	0.160	2.8	89	24	1.24 (31.50)	0.020 (0.508)	0.225 (5.715)
CMF5-1505H	15000	0.250	2.0	119	27	1.24 (31.50)	0.018 (0.457)	0.225 (5.715)

NOTES

- **Operating Temperature Range:** -55°C to +125°C
- **Current Rating** is based on a 50°C temperature rise at an ambient temperature of 75°C  
Note: Current is rated in both windings
- **DWV:** 1250 Vrms (winding to winding and winding to case on top surface)
- **Weight MAX:** 39.98 grams
- **Marking:** GOWANDA; Part Number (see diagram above)
- Excellent Electromagnetic Shielding
- Leakage inductance is tested in pins 1-2 with pins 3-4 shorted or at pins 3-4 with pins 1-2 shorted
- Inductance and DCR is for each side or single winding
- Windings balanced within 2%
- Custom designs are available to meet your specific requirements; please contact factory
- **Applications:** Reduction of AC line interference produced by switching power supplies, the opposing magnetic fluxes in the core serve to cancel in phase noise signals appearing across the AC lines. Also used for noise suppression of DC circuits for switching regulators.

PART NUMBER DERIVATION



PACKAGING SPECS

Bulk Only