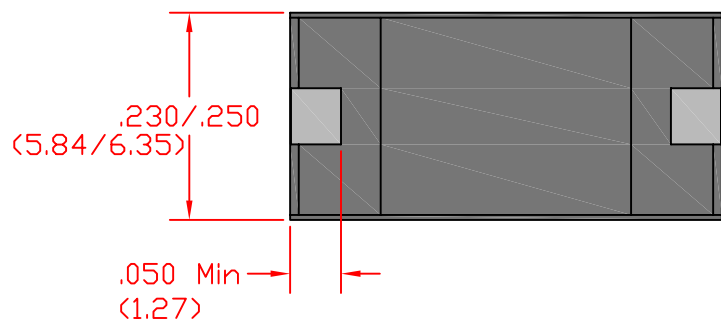
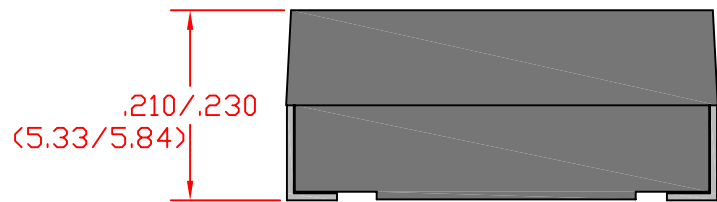
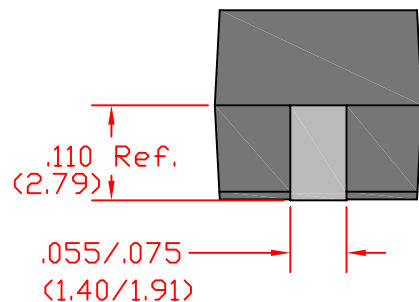

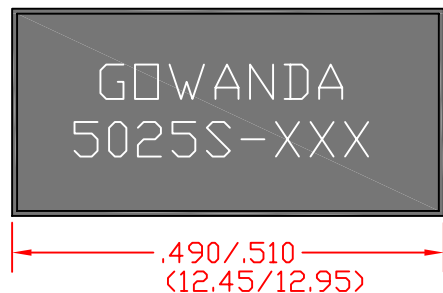


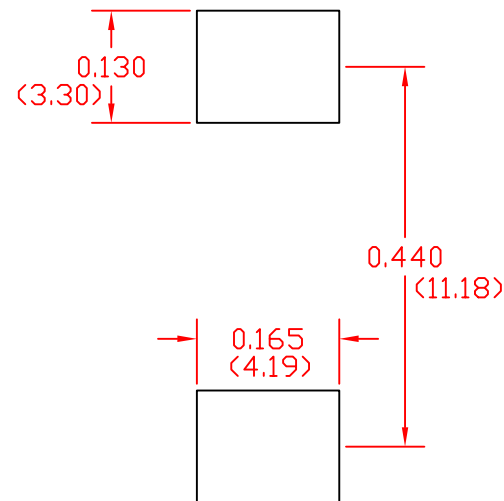
Marking: XXX is the dash #

Example of XXX

101 = 1.0 μ H
 102 = 10 μ H
 103 = 100 μ H
 104 = 1000 μ H



Recommended Foot Print



Tape and Reel Specs:

Pcs./Reel maximum: 800
 Pitch between parts: 12 mm
 Tape width: 24 mm
 Reel diameter inches: 13

NEXT ASSEM	USED ON	LTR.	REVISION	BY	DATE
Part #:		SMRF5025S-Dimensional Specification			
DRAWN BY	KB	APPROVED BY	KB ^{ENG}	BM ^{QA}	GG ^{MFG}

Unless otherwise specified dimensions are in inches.

in. (mm)

This drawing or specification is the property of Gowanda Electronics. Copies shall not be reproduced or copied or used as the basis for the manufacture or sale of apparatus without permission.

GOWANDA

ONE MAGNETICS PARKWAY
 P.O. BOX 111
 GOWANDA, NEW YORK 14070

Phone Number: (716)532-2234
 Website: www.gowanda.com